

# MANO-620U MAX

User Manual ・ ユーザーマニュアル

## KEYMECHER

Windows Precision Touchpad 高精度タッチパッド



# MANO-620U MAX

Windows Precision Touchpad

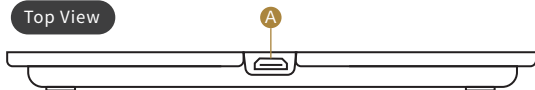
## Product View

Side View



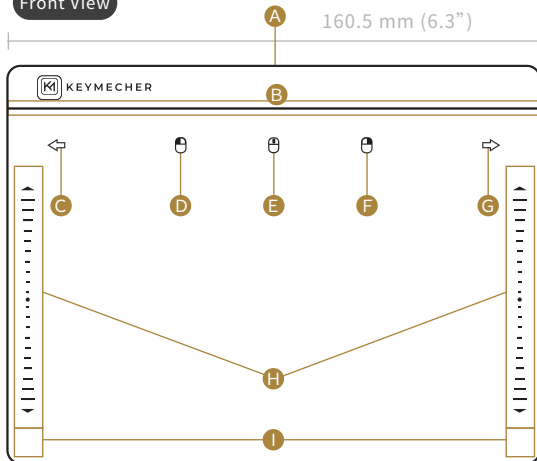
5.4mm  
(0.21")

Top View



9.7mm  
(0.38")



Front View








120.5mm  
(4.7")

## Functions

**A** USB Plug   **B** LED Indicator   **H** Scroll Wheel   **I** Mouse Left Key

Indicator		
Function	<b>B</b> Indicators for Mouse Touch-Button	<b>B</b> Connection LED Indicator

Touch-Button					
Function	<b>C</b> Previous	<b>D</b> Left Locked-Key (on/off)	<b>E</b> Middle Locked-Key (on/off)	<b>F</b> Right Locked-Key (on/off)	<b>G</b> Forward

## Note

- Touch-button can be operated by 1-finger tap only. And will be disabled if the gesture is operating. (C-G)
- The Windows 10 provides a setting page for users to redefine the touchpad functions, including the gesture function, the pointer speed, the wheel's rolling-direction and speed, the touchpad sensitivity and others of related functions. (P.6-7)
- This product is designed to work with Microsoft Windows 7 and 10 desktops, laptops. Android tablets only support Windows 7 via USB. Any systems that don't meet those requirements may not have an optimal experience.

## Descriptions

---

This touchpad fully supports Microsoft Windows 7/10's precision touchpad capabilities, and integrates the mouse's button and wheel functions so that users can operate all the features of the touchpad and mouse simultaneously in all applications. This touchpad provides USB connections for Windows system of desktop computer, laptop, tablet, TV box and computer TV.

## Features

---

- Fully supports Microsoft Windows gestures. (p.4-5)
- Designed with a 7.3 inch extra-large working area.
- Micro USB cable for simple plug-and-play.
- Ultra-thin metal housing, easy to operate and carry.
- Ergonomic design to effectively reduce wrist joint injuries.
- Integrates mouse button, shortcuts and wheel functions. (p.1-2, C-1)
- Indicators to display status of mouse button and connection. (p.1-2, B)

## Specifications

---

- Brand: Keymecher
- Model: MANO-620U MAX
- Interfaces: Micro-USB 2.0
- System Support: Windows 7/10
- Touchpad Protocol: Microsoft Precision Touchpad Protocol
- Touch Area: 7.3 Inch (Diagonal Dimension)
- Dimensions: 160.5 mm x 120.5 mm x 5.4~9.7 mm (6.3" x 4.7" x 0.21~0.38")
- Weight: 140 gm. (0.30 lb)
- Power Consumptions: 30mA $\pm$ 10% @ 5.0V
- Cable Length: 5ft.
- Included contents: Touchpad x 1, USB Cable x 1, User Manual x 1

# Gestures Control

---

○ Tap   ○ Double Tap   ● Touch (do no leave)   ← → ↑ ↓ Moving direction


## Gestures - One Finger



○ **Left Click**  
Tap on Touch Area

○ **Open / Select Object**  
Double Tap on Touch Area



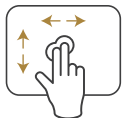
○ → **Drag**  
Tap on  (The key will be locked)  
then drag within the touch area

● → Hold down on the bottom Left/Right  
then drag simultaneously with the other finger




● ↑ ↓ **Scrolling**  
Slide up / down on wheel

## Gestures - Two Fingers



 **Right Click**  
Tap

 **Horizontal Scroll (Win 10)**  
Slide left / right

 **Vertical Scroll**  
Swipe up / down

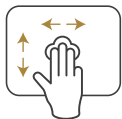


 **Zoom in**  
Stretch

 **Zoom out**  
Pinch

## Gestures - Three Fingers

**Redefine in Win setting**



 **Search Bar (Win 10)**  
Tap

 **Mission Switch**  
Slide left / right

 **Mission Control / Return Desktop**  
Swipe up / down

## Gestures - Four Fingers

**Redefine in Win setting**



 **Play & Pause / Action Center (Win 10)**  
Tap

 **Switch Track**  
Swipe left / right

 **Volume**  
Slide up / down

# Touchpad Setting Page

Follow below steps to launch the touchpad settings page in Windows 10:



← Settings

Home

Find a setting

Device

Bluetooth & other devices

Printer & scanners

Mouse

**Touchpad**

Typing

Pen & Windows Ink

AutoPlay

USB

## Touchpad

Your PC have a Precision Touchpad

### Touchpad

On

Leave touchpad on when a mouse

Change the cursor speed

Taps

Use taps to click, right-click, and select. Turn down the sensitivity if they activate while you're typing.

Touchpad sensitivity

Low sensitivity

- Tap with a single finger to a click
- Tap with 2 fingers to right - click
- Tap twice and drag to multi - select
- Press lower right corner of the tou

## Setting - Pointer Accuracy



Device →

Touchpad →

Additional Settings →

Pointer Options

The screenshot shows the 'Mouse Properties' dialog box with the 'Pointers Options' tab selected. Under the 'Motion' section, there is a slider for 'Select a pointer speed:' ranging from 'Slow' to 'Fast'. Below the slider, the checkbox 'Enhance pointers precision' is checked and highlighted with a red box.

## Setting - Wheel Speed



Device →

Touchpad →

Additional Settings →

Wheel

The screenshot shows the 'Mouse Properties' dialog box with the 'Wheel' tab selected. Under the 'Vertical Scrolling' section, there is a radio button selected for 'The following number of lines at a time:' which is highlighted with a red box. Below this radio button is a spin box showing the number '3'. There is also an unselected radio button for 'One screen at a time:'.



# MANO PRECISION TOUCHPAD



**MANO-603U**

Compact USB Trackpad



**MANO-703UB**

Bluetooth + USB Trackpad



**MANO-620U MAX**

Oversized USB Trackpad

<b>Color</b>	Black / Silver	Black	Black
<b>Interface</b>	Micro USB 2.0	BLE 5.0 / Micro USB 2.0	Micro USB 2.0
<b>Material</b>	Aluminum	Plastic	Aluminum
<b>Touch Area</b>	6.2" (16 cm)	6.0" (15 cm)	7.3" (19 cm)
<b>Thickness</b>	0.16" - 0.24" (4.1mm - 6.1mm)	0.23" - 0.36" (5.8mm - 9.1mm)	0.21" - 0.38" (5.4 - 9.7 mm)
<b>Dimensions</b>	5.4" (137.4 mm) * 4.02" (102.2 mm)	5.5" (138.8mm) * 4.2" (106.8mm)	6.3" (160.5 mm) * 4.74" (120.5 mm)
<b>Weight</b>	0.20 lb(92g)	0.20 lb(93g)	0.30 lb(140g)
<b>Support System</b>	Windows 10, 7	Windows 10, 7	Windows 10, 7

## Limited Product Warranty

---

All our products are covered by a 1 Year Limited Warranty. Keymecher warrants the Product to be free from defects in materials and workmanship (subject to the terms set forth herein) when used normally in accordance with the official documentation for the applicable Warranty Period from the date of retail purchase. If the Product is, or contains, a rechargeable battery, Keymecher does not provide any warranties for the battery life, as all rechargeable batteries can be expected to lose charging capacity over time and this is not considered a defect. Your actual battery life will vary depending on the conditions in which it is used.

If you need assistance or have a question please use the website **Contact's Form** or email us at **cs@keymecher.com**

# Federal Communication Commission Interference Statement

---

This equipment has been tested and found to comply with the limits for a Class B digital device, pursuant to Part 15 of the FCC Rules. These limits are designed to provide reasonable protection against harmful interference in a residential installation.

This equipment generates uses and can radiate radio frequency energy and, if not installed and used in accordance with the instructions, may cause harmful interference to radio communications. However, there is no guarantee that interference will not occur in a particular installation. If this equipment does cause harmful interference to radio or television reception, which can be determined by turning the equipment off and on, the user is encouraged to try to correct the interference by one of the following measures:

- Reorient or relocate the receiving antenna.
- Increase the separation between the equipment and receiver.
- Connect the equipment into an outlet on a circuit different from that to which the receiver is connected.
- Consult the dealer or an experienced radio/TV technician for help.

***FCC Caution:*** To assure continued compliance, any changes or modifications not expressly approved by the party responsible for compliance could void the user's authority to operate this equipment. (Example - use only shielded interface cables when connecting to computer or peripheral devices).

## ***FCC Radiation Exposure Statement***

This equipment complies with FCC RF radiation exposure limits set forth for an uncontrolled environment. This equipment should be installed and operated with a minimum distance of 0.5 centimeters between the radiator and your body.

This transmitter must not be co-located or operating in conjunction with any other antenna or transmitter.

The antennas used for this transmitter must be installed to provide a separation distance of at least 0.5 cm from all persons and must not be co-located or operating in conjunction with any other antenna or transmitter.

***This device complies with Part 15 of the FCC Rules. Operation is subject to the following two conditions:***

***(1) This device may not cause harmful interference, and (2) This device must accept any interference received, including interference that may cause undesired operation.***

MADE IN TAIWAN



**KEYMECHER**

Windows Precision Touchpad 高精度タッチパッド