


250P銅西卡


150mm

80mm






SERIES



SERIES

ikbc Mechanical keyboard User manual


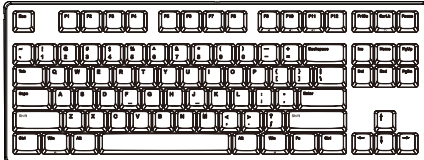



Warranty card

- Products that caused by human error will not be covered under warranty. Fees will be charged for any repair done by human error, but there is no guarantee of a successful repair. Some defective items will not be repaired if the damage is too extensive.
- Warranty will be voided if the original serial number on the product, warranty sticker, or product itself is disassembled. If the product is no longer under the warranty period, repair fees will be charged and customers will be responsible for both shipping charges.
- When using the product, please avoid any beverage or liquid being poured onto the keyboard. Please note keyboards that are damaged by spillage will lose its stability and will not be repaired.

Warranty confirmation form Reseller

正面





Fn function key

Fn +	F9		Mute
	F10		Volume down
	F11		Volume up
	Left windows key	=	Lock 2 windows key
	Right windows key		unlock 2 windows key
	ScrLk		N key switchable (6 keys to N key)
Delete		reset mode	

1. Fn+ ScrLk key: The 2 LED lights will be flashed 3 times when you switch to N key, the LED light will be flashed 1 time when you switch to 6 keys.
2. Fn+ Delete: Press Fn+Delete in 3 sec, the LED light will be flashed 3 times.

RMA services contact :



反面